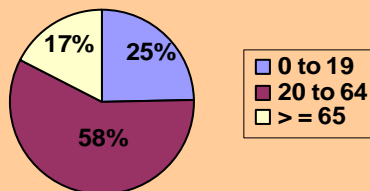




Town of Windsor Locks Workforce Profile

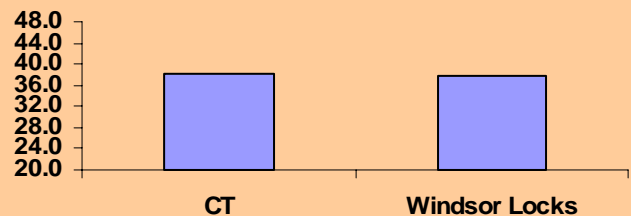
The Town of Windsor Locks is midway between Hartford and Springfield, MA and has a land area of 9 square miles with a population of 12,235 residents

Windsor Locks' Age Distribution



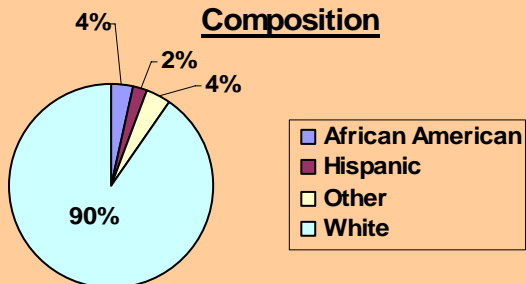
Source: CT State Data Center (Sept. 2007)

Windsor Locks' / State's Average Age



Source: CT State Data Center (Sept. 2007)

Windsor Locks' Racial/Ethnic Composition



Source: CT State Data Center (Sept. 2007)

Windsor Locks' Population is:


- 90% White
- 4% African American
- 2% Hispanic
- 4% Other

Labor Force Data for Windsor Locks

<u>Labor Force</u>	<u>Employed</u>	<u>Unemployed</u>	<u>Rate</u>
7,196	6,919	279	3.9%

As of October 2007

Resident's Educational Achievement



Source: US Census (2000)

Of Windsor Locks' Residents 25 and over:

- 14% lack a high school diploma
- 37% possess a high school diploma or GED
- 24% have taken some college course work
- 8% have earned an Associate's degree
- 17% have earned a Bachelor's degree or higher

Profile of Businesses in Capital Workforce Partner's Key Sectors

(Hartford Labor Market Area)

<u>Sector</u>	<u>Establishments</u>	<u>Payroll Dollars (in Thousands)</u>	<u>Paid Employees</u>
Manufacturing	1,485	\$2,970,147	61,223
Retail	3,347	\$1,101,722	50,872
Health Care	2,500	\$2,396,593	67,175
Finance & Insurance	Not Listed	Not Listed	Not Listed

Source: US Census - 2002 Economic Census

Capital Workforce Partners is the region's Workforce Investment Board serving 37 municipalities in North Central Connecticut. We leverage public and private resources to produce skilled workers for a competitive regional economy.

Capital Workforce Partners

One Union Place

Hartford, CT 06103

Phone: 860 - 522 - 1111

Fax: 860 - 722 - 2486

www.capitalworkforce.org