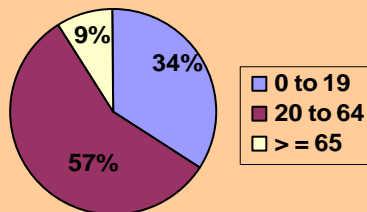




## City of Hartford Workforce Profile

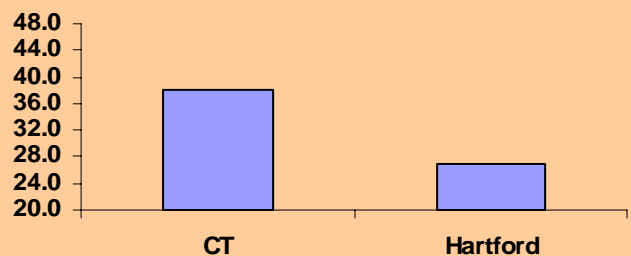
The City of Hartford is the capital city of Connecticut and is located along the western side of the Connecticut River. It covers 17 square miles and is home to 119,412 residents.

**Hartford's Age Distribution**



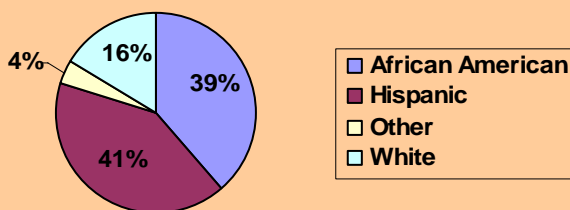
Source: CT State Data Center (Sept. 2007)

**Hartford's / State's Average Age**



Source: CT State Data Center (Sept. 2007)

**Hartford's Racial/Ethnic Composition**



Source: CT State Data Center (Sept. 2007)

Hartford's Population is:


- 16% White
- 39% African American
- 41% Hispanic
- 4% Other

### Labor Force Data for Hartford

<u>Labor Force</u>	<u>Employed</u>	<u>Unemployed</u>	<u>Rate</u>
49,052	45,151	3,901	8.0%

As of October 2007

### Resident's Educational Attainment



Source: US Census (2007)

Of Hartford's Residents 25 and over:

- 31% lack a high school diploma
- 33% possess a high school diploma or GED
- 18% have taken some college course work
- 5% have earned an Associate's degree
- 13% have earned a Bachelor's degree or higher

### Profile of Businesses in Capital Workforce Partner's Key Sectors

(Hartford Labor Market Area)

<u>Sector</u>	<u>Establishments</u>	<u>Payroll Dollars (in Thousands)</u>	<u>Paid Employees</u>
Manufacturing	1,485	\$2,970,147	61,223
Retail	3,347	\$1,101,722	50,872
Health Care	2,500	\$2,396,593	67,175
Finance & Insurance	Not Listed	Not Listed	Not Listed

Source: US Census - 2002 Economic Census

**Capital Workforce Partners** is the region's Workforce Investment Board serving 37 municipalities in North Central Connecticut. We leverage public and private resources to produce skilled workers for a competitive regional economy.

### **Capital Workforce Partners**

One Union Place

Hartford, CT 06103

Phone: 860 - 522 - 1111

Fax: 860 - 722 - 2486

[www.capitalworkforce.org](http://www.capitalworkforce.org)