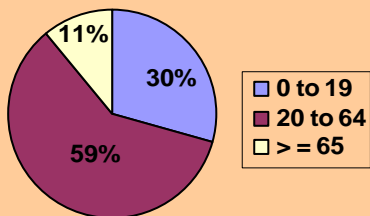




## Town of Granby Workforce Profile

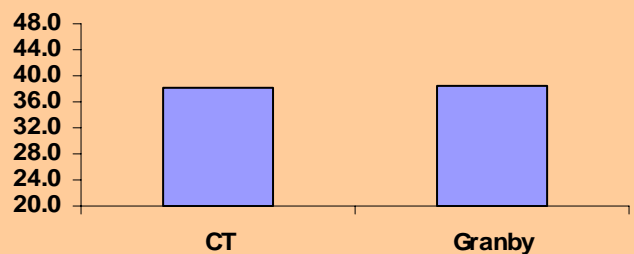
The Town of Granby is 15 miles northeast of Hartford and has a land area of 41 square miles with a population of 10,717 residents.

### Granby's Age Distribution



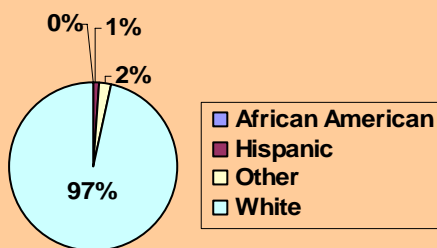
Source: CT State Data Center (Sept. 2007)

### Granby's / State's Average Age



Source: CT State Data Center (Sept. 2007)

### Granby's Racial/Ethnic Composition



Source: CT State Data Center (Sept. 2007)

### Granby's Population is:


- 97% White
- 0% African American
- 1% Hispanic
- 2% Other

### Labor Force Data for Granby

<u>Labor Force</u>	<u>Employed</u>	<u>Unemployed</u>	<u>Rate</u>
6,378	6,169	209	3.3%

As of October 2007

### Residents Educational Attainment



Source: US Census (2000)

Of Granby's Residents 25 and over:

- 7% lack a high school diploma
- 19% possess a high school diploma or GED
- 16% have taken some college course work
- 6% have earned an Associate's degree
- 52% have earned a Bachelor's degree or higher

### Profile of Businesses in Capital Workforce Partner's Key Sectors

(Hartford Labor Market Area)

<u>Sector</u>	<u>Establishments</u>	<u>Payroll Dollars (in Thousands)</u>	<u>Paid Employees</u>
Manufacturing	1,485	\$2,970,147	61,223
Retail	3,347	\$1,101,722	50,872
Health Care	2,500	\$2,396,593	67,175
Finance & Insurance	Not Listed	Not Listed	Not Listed

Source: US Census - 2002 Economic Census

**Capital Workforce Partners** is the region's Workforce Investment Board serving 37 municipalities in North Central Connecticut. We leverage public and private resources to produce skilled workers for a competitive regional economy.

### **Capital Workforce Partners**

One Union Place

Hartford, CT 06103

Phone: 860 - 522 - 1111

Fax: 860 - 722 - 2486

[www.capitalworkforce.org](http://www.capitalworkforce.org)