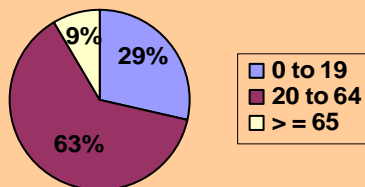




## Town of Andover Workforce Profile

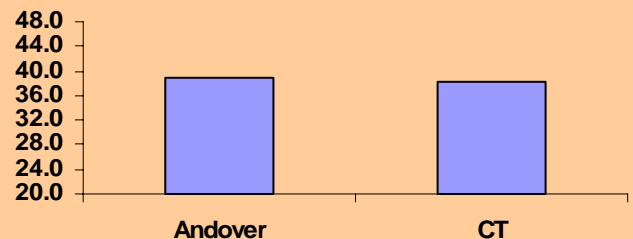
The Town of Andover is located 16 miles southeast of Hartford and has a land area of 15.5 square miles with a population of 3,230 residents.

### Andover's Age Distribution



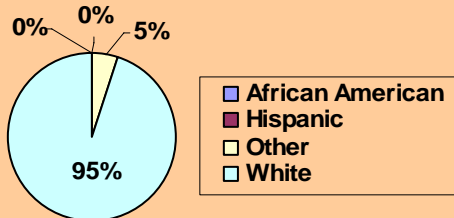
Source: CT State Data Center (Sept 2007)

### Andover's / State's Average Age



Source: CT State Data Center (Sept 2007)

### Andover's Racial/Ethnic Composition



Source: CT State Data (Sept 2007)

Andover's Population is:

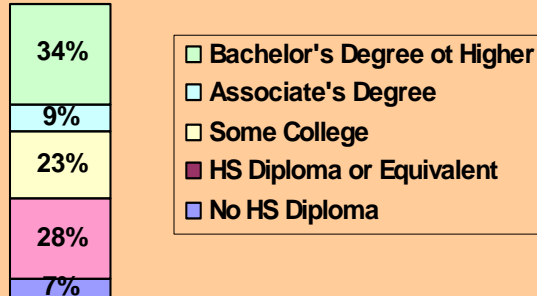
- 95% White
- 0% African American
- 0% Hispanic
- 5% Other

### Labor Force Data for Andover

<u>Labor Force</u>	<u>Employed</u>	<u>Unemployed</u>	<u>Rate</u>
2,015	1,953	62	3.1%

As of October 2007

**Resident's Educational  
Achievement**



Source: US Census (2000)

Of Andover's Residents 25 and over:

- 7% lack a high school diploma
- 28% possess a high school diploma or GED
- 23% have taken some college course work
- 8% have earned an Associate's degree
- 34% have earned a Bachelor's degree or higher

**Profile of Businesses in Capital Workforce Partner's Key Sectors**

(Hartford Labor Market Area)

<u>Sector</u>	<u>Establishments</u>	<u>Payroll Dollars (in Thousands)</u>	<u>Paid Employees</u>
Manufacturing	1,485	\$2,970,147	61,223
Retail	3,347	\$1,101,722	50,872
Health Care	2,500	\$2,396,593	67,175
Finance & Insurance	Not Listed	Not Listed	Not Listed

Source: US Census - 2002 Economic Census

**Capital Workforce Partners** is the region's Workforce Investment Board serving 37 municipalities in North Central Connecticut. We leverage public and private resources to produce skilled workers for a competitive regional economy.

**Capital Workforce Partners**

One Union Place

Hartford, CT 06103

Phone: 860 - 522 - 1111

Fax: 860 - 722 - 2486

[www.capitalworkforce.org](http://www.capitalworkforce.org)