

CAPITAL WORKFORCE PARTNERS FINANCIAL DASHBOARD AS OF SEPTEMBER 30, 2009 *ARE WE OKAY AS COMPARED TO PLAN?*

OPERATING CASH

AS OF 9/30/09	\$	851,743
AVG DAILY BANK BAL	\$	1,021,970
DAYS CASH ON HAND		12
GOAL		10

NOTABLES FOR THE QUARTER ENDED SEPTEMBER 30, 2009

- *ANNUAL FINANCIAL AUDIT COMPLETED-NO FINDINGS
- *REINSTATEMENT OF 4 FT POSITIONS
- *MORTGAGE CRISIS JOB TRAINING PROGRAM FUNDING 6 MONTHS \$188,688
- *INCUMBENT WORKER TRAINING FUNDING \$328,356
- *ARRA 15% FUNDING \$420,000
- *GOVERNOR'S 5% STATE RESCISSIONS- SAMA, YOUTH, IWT-\$58,038

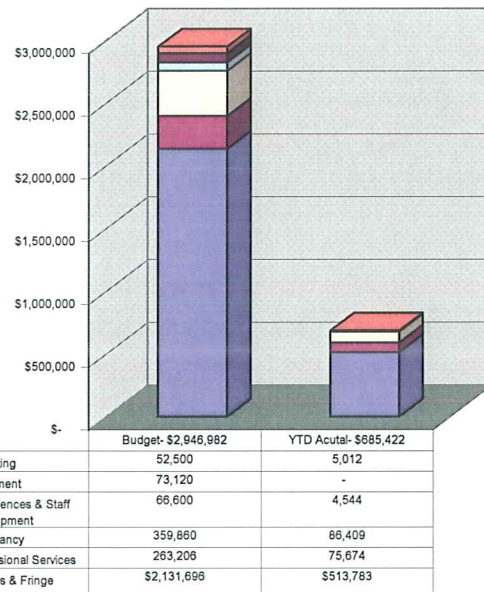
RESOURCE DEVELOPMENT & SUSTAINABILITY PLAN

<u>NEW FUNDING</u>	
GOAL	\$ 5,000,000
AMOUNT SECURED	\$ -
% OF GOAL ACHIEVED	0%
<u>OUTSTANDING GRANT PROPOSALS</u>	
	\$ 5,187,393
WEATHERIZATION; ALLIED HEALTH; GREEN JOBS; ADULT EDUCATION	
<u>SUSTAINED FUNDING & ADVOCACY</u>	
GOAL	\$ 9,228,190
AMOUNT SUSTAINED	\$ 8,794,672
% OF GOAL ACHIEVED	95%

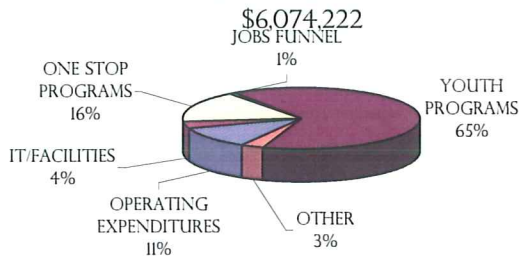
OPERATING BUDGET

TOTAL REVENUE	\$	26,348,000
OPERATING BUDGET	\$	2,946,982
EXPENDITURES AS OF 9/30/09	\$	685,422
	OVERHEAD % OF	
	% EXPENDED	REVENUE
ACTUAL	23%	11%
GOAL	25%	10%

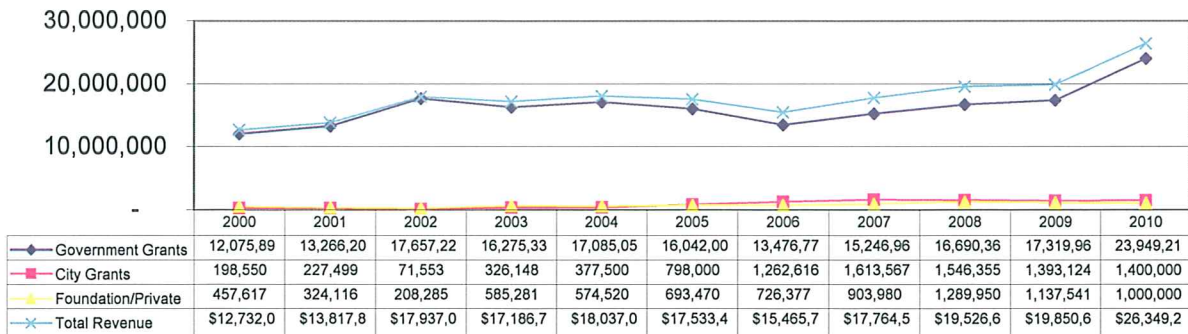
**OPERATING BUDGET VS YTD EXPENDITURES AS OF
SEPTEMBER 30, 2009**



**CWP 1ST QUARTER REVENUE/EXPENDITURES
BY CATEGORY**



Revenue Trends 2000-2010



Fiscal Year July 1- June 30

◆ Government Grants
 ■ City Grants
 ▲ Foundation/Private
 ✕ Total Revenue